


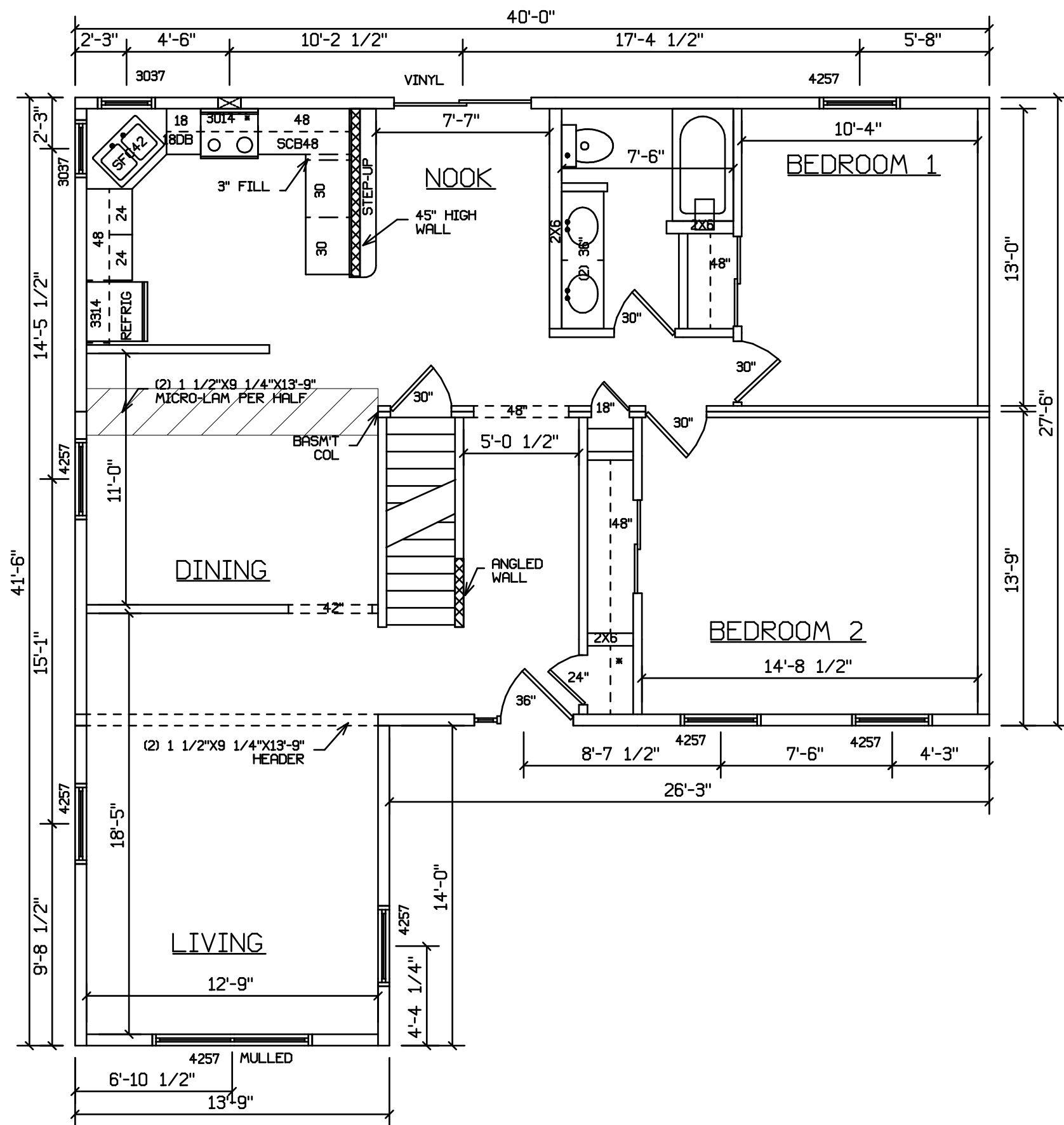
CAPE HENRY #342



SITE LOCATION

 HOLD BACK GYPBD 1'-0" PER SIDE IN OPEN AREAS
 STAIRS DESIGNED TO 8 1/4" RISE MAX., AND 9" TREAD MIN W/ 1 1/8" NOSING

| | | | | | |
|---------------------------|----------|------------------|--|--|-------------------------------------|
| BLDR/DEVEL. AUTHORIZATION | DATE | # LABEL LOCATION | <i>Gregory J. Hayes</i> Production Engineer | SUPERIOR BUILDERS 1565 PA. RT. 442 E. MUNCY, PA. 17756 A DIVISION OF MUNCY HOMES, INC. | REV. |
| 28' 28" / 12-18-01 | 12-18-01 | CLG HGTH | PLANS HAVE BEEN EXTRACTED FROM APPROVED BLD'G SYSTEM DOCUMENTATION | | 41'-6" / 27'-6" X 40'-0" CAPE HENRY |
| MANUF. AUTHORIZATION | DATE | DWN BY | DATE | SCALE | |
| LITZ | 12-18-01 | LITZ | 3/16/01 | 3/16"=1'-0" | FRONT |
| | | | | | 342a |



SITE LOCATION


 HOLD BACK GYPBD 1'-0" PER SIDE IN OPEN AREAS
 STAIRS DESIGNED TO 8 1/4" RISE MAX., AND 9" TREAD MIN W/ 1 1/8" NOSING

| | | | | | |
|---------------------------|--------|--|--|--|----------|
| BLDR/DEVEL. AUTHORIZATION | DATE | # LABEL LOCATION | <i>James J. Hayes</i> Production Engineer | SUPERIOR BUILDERS 1565 PA. RT. 442 E. MUNCY, PA. 17756 A DIVISION OF MUNCY HOMES, INC. | REV. |
| MANUF. AUTHORIZATION | DATE | PLANS HAVE BEEN EXTRACTED FROM APPROVED BLD'G SYSTEM DOCUMENTATION | | 41'-6"/27'-6" X 40'-0" CAPE HENRY | DATABASE |
| | DWN BY | DATE | SCALE | FLOOR PLAN | 342a |
| | LITZ | 01-16-01 | 3/16"=1'-0" | | |

CAPE HENRY #342
WITH OPTIONAL 60" DORMER



SITE LOCATION

 HOLD BACK GYPBD 1'-0" PER SIDE IN OPEN AREAS
STAIRS DESIGNED TO 8 1/4" RISE MAX., AND 9" TREAD MIN W/ 1 1/8" NOSING

| | | | | | |
|---------------------------|----------|------------------|--|--|----------|
| BLDR/DEVEL. AUTHORIZATION | DATE | # LABEL LOCATION | <i>Gregory J. Hayes</i> Production Engineer | SUPERIOR BUILDERS 1565 PA. RT. 442 E. MUNCY, PA. 17756 A DIVISION OF MUNCY HOMES, INC. | REV. |
| 28' 2 1/2" / 12-18-01 | 12-18-01 | CLG HGTH | PLANS HAVE BEEN EXTRACTED FROM APPROVED BLD'G SYSTEM DOCUMENTATION | 41'-6" / 27'-6" X 40'-0" CAPE HENRY | DATABASE |
| MANUF. AUTHORIZATION | DATE | DWN BY | DATE | SCALE | |
| LITZ | 12-18-01 | LITZ | 3/16/06 | 3/16"=1'-0" | FRONT |
| | | | | | 342a |